



Art Glass



Cathedral

Cathedral is single color transparent art glass.

Color Code
Description
Texture



0001
Pale amber
Ripple



000
Ginger root
Double Rolled



0002
Light amber
Double Rolled



34
Warm vanilla
Double Rolled



35
Wheat
Cortex



45
Harvest gold
Granite



46
Marigold
Corella Classic



47
Butterscotch
Corella Classic



48
Dark goldenrod
Double Rolled



49
Apricot
Corella Classic



310
Ocher
Double Rolled



310 XX
Orange peel
Corella Classic



311 A
Terra cotta
Double Rolled



16
Candy apple
English Muffin



568
Champagne
Double Rolled



156
Light beige
Double Rolled



276
Desert sand
Double Rolled



31
Dandelion
Double Rolled



18 LLL
Pumpkin orange
Double Rolled




18 LL
Blood orange
Double Rolled




18 L
Vermillion
Double Rolled



18
Scarlet
Double Rolled



18 D
Red chestnut
Double Rolled



18 DD
Crimson
Double Rolled



62 X
Powder blue
Double Rolled



300
Ice
Seedy



X 118
Grey lavender
Double Rolled



118
French grey
Aqualite



189
Hydrangea
Double Rolled



158
Tahitian blue
Ripple



190
Caribbean sea
Double Rolled



57
Periwinkle
Double Rolled



243
Cerulean
Florentine



X
Ultramarine
Double Rolled




338
Denim
Double Rolled



341
Blue lake
Corella Classic



342
Mediterranean blue
Double Rolled



246
Bright blue
Flemish



1118
Vivid blue
Double Rolled

Cathedral continued



220
Cobalt blue
Seedy



221
Navy
Moss



329
Sapphire
Double Rolled



350
Prussian blue
Double Rolled



370
Electric blue
Corella Classic



378
Midnight blue
Double Rolled



235
Pale aqua
Corella Classic




25
Robin's egg
Florentine



169
Fountain
Aqualite



65
Bermuda
Double Rolled



364
Teal
Double Rolled



78
Sage leaf
Corella Classic



322
Green tea
Mystic



161
Pistachio
Mystic



309
Grass green
Seedy



286
Lichen
Corella Classic



XX 316
Verdant
Seville



334
Emerald
Double Rolled



343
Irish green
Double Rolled



319
Forest green
Double Rolled




287
Asparagus
Double Rolled



320
Parsley
Double Rolled



1146
Pear
Aqualite



318
Khaki
Double Rolled



346
Olive green
Double Rolled




195
Citron
Corella Classic



40 CX
Mimosa yellow
Corella Classic



218
Lilac
Mystic



311 V
Violet
Double Rolled



XX 418
Pale rose
Double Rolled



418
Rose
Double Rolled




135
Begonia
Mystic



134
Tulip
Double Rolled



136
Smoky Topaz
Double Rolled




241
Pomegranate
Seedy



50
Apple blossom
Mystic



555
Light grey
Double Rolled



BLACK
Dense black
Double Rolled

Front and back cover:

Sarah Cohen

Sarah Cohen Studio


Second Harvest Thrift Store Mural (In progress)

Pittsburgh, PA

Opalescent

Opalescent Cast is single color opaque art glass.


Color Code
Description
Texture




51 DD
Dense white
Smooth




231
Ivory
Smooth



200
Bone
Aqualite



P 51 DD
Dense pale pink
Smooth




51 LL
White
Smooth


Dense Opal sheets are mixes of 1 or more colors and dense opal, with no translucency.




29 D
Thunderbird
Smooth



94 D
Rosy brown
Smooth



25 D
Fiery red orange
Smooth



27 D
Sunrise orange
Smooth



317 D
Peach orange
Smooth



145 D
Marzipan
Smooth



58 D
Buttered
popcorn
Smooth



2 D
Bright yellow
Smooth



55 D
Green thumb
Smooth



325 D
Eggshell
Smooth



326 D
Linen
Smooth



101 D
Fern
Smooth



57 D
Spring rain
Smooth



264 D
Aqua forest
Smooth



78 D
Thistle
Smooth



437 D
Twilight
Smooth




197 D
Deep sea
Smooth



563 D
Slate grey blue
Smooth



562 D
Moonstone
Smooth



118 D
Royal blue
Smooth



87 D
Cornflower
Smooth



VM 85
Dawn
Victorian Mottle




250 D
Sea foam
Smooth



VM 178
Sea mist
Victorian Mottle



238 D
Amethyst smoke
Granite



503 D
Carbon
Smooth



502 D
Hurricane
Smooth



565 D
Jet stream
Smooth




600 D
Moon
Smooth



VM 325
Grey cloud
Victorian Mottle

Opalescent continued

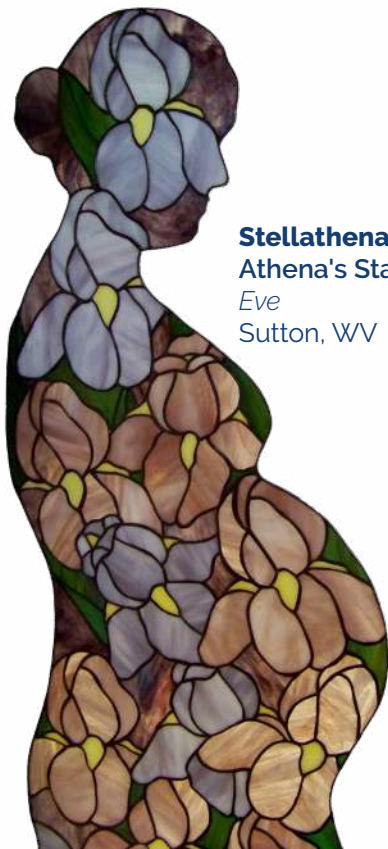
Dense Opal continued



51 DDXXM
Iceberg
Smooth



Lee Hermandorfer
From the Driver's Seat
Little Hocking, OH



Stellathena Vartheyanyos Gregory
Athena's Stained Glass
Eve
Sutton, WV



Piotr Strzałek
Tiffany Styl Witrażowy
Wisteria
Kwidzyn, Poland



Light Opal sheets are mixes of 1 or more colors and light opal, with some translucency.




12 L
Wine berry
Smooth



239 L
Honey amber
Smooth



317 L
Turmeric
Smooth



172 L
Edgewater
Smooth




112 L
Jungle
Smooth




78 L
Green peas
Smooth



178 L
Celestial
Smooth




119 L
Blueberry
Smooth



188 L
Pastel blue
Smooth




170 L
Cloudy sky
Smooth



171 L
Pale blue lily
Smooth



566 L
Boulder
Smooth



325 L
Ash
Smooth



232 L
Quill
Smooth

Wisspy

Wisspy sheets are mixes of 1 or more colors and light opal and crystal, with significant translucency.

Color Code
Description
Texture



WO 29
Red wine
Smooth



WO 28
Lava
Smooth




WO 27
Rusty orange
Smooth



WO 25
Copper canyon
Smooth



WO 58
Dark sand
Smooth



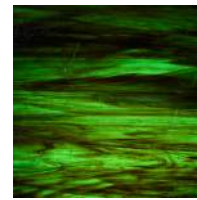
WO 55
Chardonnay
Smooth



WO 325
Almond
Smooth



WO 2
Olive oil
Smooth



WO 704
Pine
Mystic



WO 708
Clover
Mystic




WO 101
Highland
Smooth




WO 57
Leaf
Smooth



WO 191
Apple
Smooth



WO 264
Iguana
Smooth



WO 709
Hazel
Mystic



WO 197
Ocean
Smooth




WO 702
Persian green
Mystic



WO 250
Lagoon
Smooth



WO 703
Egyptian blue
Mystic




WO 707
Blue orchid
Mystic



WO 119
Vivid blue
Smooth



WO 563
Blue eyes
Smooth



WO 118
High tide
Smooth




WO 87
Blizzard
Smooth



WO 238
Purple haze
Smooth



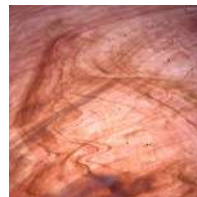
WO 705
Eggplant
Mystic



WO 2180
Fog
Smooth



WO 67
Orchid flare
Smooth



WO 701
Whiskey
Mystic



WO 85
Nebula
Smooth



WO 59
Thatch
Flemish



WO 706
Nutmeg
Mystic



WO 502
Latte
Smooth



WO 569
Pearl
Smooth



WO 051 SP
Cloud
Smooth




WO 051
Seashell
Smooth

Streaky

Streaky sheets are mixes of 1 or more colors with crystal, with maximum translucency; some are nearly transparent.


Color Code
Description
Texture



11 LL
Chili pepper
Smooth



17 LL
Auburn
Smooth



27 LL
Papaya
Smooth



25 LL
Saffron
Smooth



145 SP
Tiger eye
Smooth



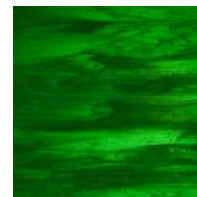
58 LL
Summer corn
Smooth



264 LL
Spring bud
Smooth



2 LL
Sprout
Smooth




100 SP
Laurel
Smooth



101 LL
Evergreen
Smooth



245 LL
Shamrock
Smooth



709 LL
Sap
Mystic




57 LL
Green onion
Smooth



197 N LL
Viridian
Smooth




238 N LL
Kaleidoscope
Smooth




197 LL
Malibu
Smooth



707 LL
Electric blue
Mystic



87 LL
Pacific
Smooth



703 LL
Blue raspberry
Mystic




118 LL
Cobalt haze
Smooth



238 LL
Space
Smooth



705 LL
Star dust
Mystic



257 LL
Cascade
Granite



701 LL
Lotus
Mystic



67 LL
Carmine coral
Smooth



199 LL
Russet
Smooth



59 LL
Sepia
Smooth



706 LL
Sedona
Mystic



223 LL
Beech
Smooth



503 LL
Driftwood
Smooth



Linda Moore Simmons
Linda's Glass
Brilliant Panel
South Charleston, WV

Pat Packer
Tree House Studio
Orange Fantasy Flower
Germantown, WV



Textures

Any Wissmach texture can be applied to any Wissmach glass.



Aerolite



Aqualite




Corella Classic



Cortex



Cube



Dew Drop



Double Rolled/
Smooth



English Muffle



Figure C



Flemish



Florentine



Granite



Hammered



Matrix



Moss



Mystic/
Victorian Mottle



Ripple



Seedy





Seville



Stream X

Iridescent Coating

All of our Art Glass colors are available with our Iridescent coating. Our Iridescent Art Glass looks similar to our Luminescent Kiln Glass, but not fusible. See a small selection of colors with the iridescent coating applied below.



Sheet glass comes in the following thicknesses:

- 2mm
- 3mm
- 4mm
- 5mm



Bill Poulson
Poulson Glass Studio
Valley Life - Summer
Arnold, CA



Sample Sets

Though we make every effort to photograph our glass supply as accurately as possible, nothing compares to holding it in your hand and seeing it in real life. Sample sets are an excellent and affordable way to preview and reference a broad selection of our palette before placing a larger order.

Visit wissmachglass.com/downloads to find a Sample Set Order Form.

Art Glass Considerations

Every effort has been made to accurately reproduce the glass colors of the images on the preceding pages. However, some colors are more difficult to photograph than others. We encourage you to refer to your Wissmach sample set when an exact match is needed for your project.

The glass images shown in this catalog represent only a small selection of our entire glass line. Please let us know if you want an actual glass sample for any of the missing images.

Art Glass is non-fusible glass sheet. These items are intended for stained glass, mosaics and other cold working applications. They are not intended to be kilnformed/fused.

Color tolerance: color will be one-half shade lighter or darker per 1/8" thickness.

DO NOT glaze excessively large lites. All colored glass is subject to thermal shock caused by solar heat that the glass absorbs.

We do not recommend glazing colored, rolled-sheet glass in precast concrete openings, metal beads (screw-in or snap-in type beads) or spring clips with too much tension.

A space of 3/16" should be between the glass and the rabbet. The glazing media should be one that will stay pliable.

We do not recommend glazing individual lites over 2.5 square feet per lite. We suggest keeping the size limit well under the mentioned size in all thicknesses of glass.

Wissmach glass is a handmade product. All colored glass is subject to inherent warpage, tiny bubbles, seeds, and surface scratches. These properties in no way affect the glazing quality of the glass.

Mixed opalescent glass will vary in color mixture and density in each sheet as the glass is mixed by hand.

About The Paul Wissmach Glass Co



As of April 2021, The Paul Wissmach Glass Company is under new ownership! The new owners are excited to continue the tradition of a family-owned and operated company. They provide the same high-quality product that artists know and love while striving to modernize the brand, improve workplace benefits, and connect with regional artists.

The Paul Wissmach Glass Company has been making glass for artists and designers for over a century. Wissmach Glass currently produces two distinct lines of glass: Art Glass and Kiln Glass.

Wissmach Art Glass (featured within this catalog) is ideal for Stained Glass, Mosaic, and Architectural Glass Applications. It comes in an array of colors, textures, and levels of transparency. It is also available with an iridescent coating.

Wissmach Kiln Glass has a coefficient of expansion of 96 and has been tested for compatibility. It comes in various colors, textures, and levels of transparency. It is also available with a luminescent coating. COE 96 frit is widely available in various colors from your favorite distributor.

Ever wonder how Wissmach develops its distinct palette of colors? Recipes over a century old of chemicals and compounds mix with limestone, soda ash, and sand and then are heated to 2,200°F (1,200°C) using natural gas in one of Wissmach's 13 fire brick furnaces. Unique blends of 2 to 3 colors with varying degrees of transparency are mixed by hand before being rolled out and annealed.

Wissmach Glass has been American-made in Paden City, West Virginia, since 1904.



Stay in touch with everything Wissmach

wissmachglass.com 
sales@wissmachglass.com 

1-304-337-2253 
Paden City, WV 

@wissmach_glass 
@wissmachglass 

